

Dear Family:

It is very reassuring to know that you are helping your child at home. This week, I will continue working on **double vowel combinations**. So far, your child has been introduced to:

**ay** says /ā/ as in **play**

**ai** says /ā/ as in **bait**

**ee** says /ē/ as in **jeep**

**ea** says /ē/ as in **eat**

**ey** says /ē/ as in **key**

In this Unit, your child will practice two more sounds:

**oi** says /oi/ as in **coin**

**oy** says /oi/ as in **boy**

This is an easier sound for spelling. The **oi** is used in the middle of the word and the **oy** spelling is used at the end of a word. In Unit 12, we will also take time to review the six types of syllables. Remember to have fun while building your child's foundation for life-long literacy.

Sincerely,





## Homework Guide

### Follow These 5 Steps:

1. Dictate the word or sentence.
2. Have your child repeat it.
3. Have your child write it.
4. Read the word or sentence again and have your child proofread it carefully.
5. Check his/her work.

#### WEEK 1

Dictate the words and sentence to your child following the 5 steps listed above.

On Monday Dictate	<b>Review Words</b>	→	sturdy	chase	mascot	chirp	
On Tuesday Dictate	<b>Current Words</b>	→	toy	broil	joyful	moist	destroy
On Wednesday Dictate	<b>Trick Words</b>	→	mother	own	father	look	brother
On Thursday Dictate	<b>Sentence</b>	→	Is the oil drip from that truck?				

#### WEEK 2

Dictate the words and sentence to your child following the 5 steps listed above.

On Monday Dictate	<b>Review Words</b>	→	index	remain	backyard	debate	
On Tuesday Dictate	<b>Current Words</b>	→	curly	inflate	return	spoiling	donkey
On Wednesday Dictate	<b>Trick Words</b>	→	neighbor	would	early	want	ocean
On Thursday Dictate	<b>Sentence</b>	→	The students enjoy playing baseball.				




**Do the “Sentence Correction” Activity**


Have your child add capitalization and punctuation. Also have him or her circle the /oi/ sound as in “boil” or “toy.”


- 1 put this in tinfoil and toss it on the grill
- 2 can you point out the blends in that word
- 3 the water is starting to boil
- 4 the soil must be kept moist
- 5 was the party for kevin noisy


Have your child choose two sentences to write on the lines below. Have him/her add capital letters and punctuation, and proofread carefully.


**1**


 \_\_\_\_\_


 \_\_\_\_\_


 \_\_\_\_\_

 \_\_\_\_\_


 \_\_\_\_\_


 \_\_\_\_\_


 \_\_\_\_\_


 \_\_\_\_\_


**2**


 \_\_\_\_\_


 \_\_\_\_\_


 \_\_\_\_\_

 \_\_\_\_\_

 \_\_\_\_\_

 \_\_\_\_\_

 \_\_\_\_\_

 \_\_\_\_\_





**Do the "Pick the Right Vowel Team" Activity**

Have your child select a vowel combination from the top of each box to form real words. Have your child write the letters on the lines. Use a dictionary as needed. Read the words.

**oi or oy**

---

t\_\_\_\_

sirl\_\_\_\_n

destr\_\_\_\_

**oi or oy**

---

enj\_\_\_\_ment

l\_\_\_\_al

p\_\_\_\_nt

**oi or oy**

---

t\_\_\_\_let

ch\_\_\_\_ce

cordur\_\_\_\_

**oi or oy**

---

p\_\_\_\_son

br\_\_\_\_ler

paperb\_\_\_\_

Have your child write the words from above on the lines below. Read the words.

**oi** words

---



---



---



---



---



---

**oy** words

---



---



---



---



---



---

WEEK 1

mother

father

brother

WEEK 2

neighbor

early

ocean

- **Cut words into flashcards. 1.** Each night, help your child **read** all Trick Words from previous units, as well as these.  
**2.** Have your child **trace** each new Trick Word with his or her finger and **spell** it aloud; and **3.** Cover up the Trick Word and have your child write it with his or her finger on the table while naming each letter.

